



H.S. WHITE
CORPORATION
Marine and Industrial Specialists



PRODUCT CATALOG 2024

YOUR MARINE & INDUSTRIAL SPECIALISTS



H.S. WHITE

CORPORATION

H.S. White Corporation has been a leading distributor of premium marine and industrial products since 1935. We pride ourselves in offering the widest selection of high-performance products in order to meet and exceed the needs and demands of our customers.

Since our inception over 80 years ago, H.S. White has been working in partnership with our customers, developing relationships while understanding the demands of the toughest industrial and marine applications. We guarantee the quality and performance of our products and aim to be your first choice, one-stop shop for all things marine & industrial.

We carry a large inventory of the finest Sheet Rubber and Gaskets, Rubber and Metal Expansion Joints, Hydraulic Hose Fittings and Adapters, Marine and Industrial Hoses and Fittings, Exhaust Bellows, Matting, Metal Hose and much more. We offer customized gasketing solutions and we stock a wide range of milli-metric and standard inventory ready for same-day shipment.

With in-house crimping capabilities up to 4 inch I.D. and an on-site hydra-testing machine, we can offer safe and reliable, high-performance hoses at competitive prices. Our experienced product specialists can help you determine the correct product for your specific application. Whether you need something small today, or you have a large-scale project with ongoing requirements, we have everything you need.

AUTHORIZED DISTRIBUTOR OF:

- UIP International
- AIC Coupling Company
- Kadant-Unaflex
- Thermoseal
- Leader
- Dixon
- Kuriyama
- Copper State
- Polyhose
- Thermodyn
- Rhino
- RubberRite Cypress Sponge
- Mineral Seal
- Conti-Tech
- Wencon

TABLE OF CONTENTS

RUBBER & GASKET CUTTING CAPABILITIES	3
RUBBER & GASKET MATERIALS.....	5
TYPES OF GASKET MATERIALS.....	6
GASKET DIMENSIONS.....	7
BOLT TORQUE SEQUENCE.....	10
EXPANSION JOINTS.....	11
ANTI-FATIGUE MATTING.....	14
METAL HOSE.....	15
FLEXIBLE METAL PUMP CONNECTORS.....	16
HYDRAULIC HOSE & ASSEMBLIES.....	17
HYDRAULIC HOSE FITTINGS.....	18
INDUSTRIAL HOSE.....	19
MARINE HOSE.....	22
OFFSHORE & SUBMARINE HOSE.....	23
HOSE COUPLINGS.....	25
CUSTOM HAND-BUILT HOSE.....	29
CONDITIONS OF SALE.....	30

RUBBER & GASKET CUTTING CAPABILITIES

**GASKETS , SEALS &
RUBBER STRIPPING**



+ CNC KNIFE CUTTING

+ DIE CUTTING

+ STRIPPING

+ CUSTOM DESIGN





CNC KNIFE CUTTING

CUSTOM CUTTING CAPABILITIES

CNC KNIFE CUTTING:

Designed for quick turnaround of large scale non-metallic materials, the CNC Knife Cutting Machine uses advanced technology to ensure precision and accuracy on single or large production runs.

DIE CUTTING:

Our top-performing, versatile cutting press cuts both roll or sheet form materials with high trolley displacement speed, low energy consumption and excellent reliability, allowing for great cutting quality at cost-effective prices.

STRIPPING:

Hard to find, hand-cut stripping of rubber materials in lengths of up to 50 feet. Many types of synthetic rubbers are available.

CUSTOM:

H.S. White delivers custom gasket manufacturing to a wide range of industries. From marine applications to electrical components to appliances, we offer the cutting abilities and technology required to create the exact gasket you need for your project.


PSA BACKING: Pressure Sensitive Adhesive, or "Peel and Stick" Rubber is available for custom cut strips and gaskets.



CLICKER PRESS

SHEET RUBBER & GASKET MATERIALS

H.S. White provides gaskets and sheet rubber in all types of materials in a wide variety of sizes and thicknesses. We serve an extensive spectrum of industries and with over 80 years of experience, we have the expertise to advise you on the best ways to make sure your products are effectively sealed while remaining safe under pressure. We take pride in manufacturing quality sheet rubber and gasket products that deliver the premium performance your business demands.



RUBBER

NEOPRENE

NITRILE

EPDM

SILICONE

CSM/HYPALON®

SBR RED RUBBER

SBR CI

TAN PURE GUM RUBBER

FKM/VITON®

BUTYL

CORRUGATED RUBBER MATTING

CLOSED CELL FOAM

FDA GRADE

OTHER MATERIALS

SPIRAL WOUND

KLINGERSIL

PTFE/TEFLON®

GRAPHITE (TANG/FOIL)

CORK

COMPRESSED FIBER

SPECIALTY

PHENOLIC

NSF CERTIFIED WATERSIL®

NSF 61 CERTIFIED EPDM

***PSA BACKING AVAILABLE**



TYPES OF GASKET MATERIAL

The Function of a Gasket is to create and maintain a static seal between two stationary, imperfect surfaces of a mechanical system, designed to contain a wide variety of liquids or gases. The gasket must be able to maintain this seal under all the operating conditions of the system including, but not limited to extremes of temperature and pressure. The performance of the gasket is affected by a number of factors and all of these factors must be taken into consideration when selecting the correct type of gasket.

NON-METALLIC GASKETS

The most commonly used gaskets are non-metallic gaskets and can be made from Rubber, PTFE/Teflon® or Graphite. These gaskets compress easily with low tension bolting. They're generally used for low pressure applications and low temperatures. One exception is graphite gaskets, which can be used for temperatures as high as 860°F.




SPIRAL WOUND METALLIC GASKETS

A Spiral Wound Gasket is the most common and widely used metallic gasket in industrial applications involving a range of pressures and temperatures. They are popular in the oil and gas, chemical, petrochemical, power, and food industries and prevent leak through flange joints. It consists of a spirally wound v-shaped metallic with a non-metallic filler material.



COMPRESSED NON-ASBESTOS GASKETS

Compressed non-asbestos fiber gaskets (CNAF) combine non-asbestos fibers such as fiberglass and aramid fibers with rubber to enhance the temperature and pressure performance of the gasket. This combination provides outstanding sealability in a wide range of services. Gaskets manufactured from compressed non-asbestos materials are designed to perform in applications involving, air, water, steam, oils, acids, and general chemicals.




Flange leaks result in the loss of product and energy, sometimes with disastrous consequences. No plant operator wants the leaking of toxic or hazardous materials that can harm humans or the environment. Selecting the right type of gasket is crucial in achieving a reliable seal to prevent leakage from the flange joints. Rest assured, at H.S. White, we can help you find the correct sealing solution for your application.

GASKET DIMENSIONS


FULL FACE FOR 125/150# ANSI FLANGES

NOMINAL PIPE SIZE	GASKET I.D.	GASKET O.D.	# OF BOLT HOLES	BOLT HOLE DIAMETER	BOLT CIRCLE DIAMETER
1/2"	13/16"	3-1/2"	4	5/8"	2-3/8"
3/4"	1-1/16"	3-7/8"	4	5/8"	2-3/4"
1"	1-5/16"	4-1/4"	4	5/8"	3-1/8"
1-1/4"	1-5/8"	4-5/8"	4	5/8"	3-1/2"
1-1/2"	1-7/8"	5"	4	5/8"	3-7/8"
2"	2-3/8"	6"	4	3/4"	4-3/4"
2-1/2"	2-7/8"	7"	4	3/4"	5-1/2"
3"	3-1/2"	7-1/2"	4	3/4"	6"
3-1/2"	4"	8-1/2"	8	3/4"	7"
4"	4-1/2"	9"	8	3/4"	7-1/2"
5"	5-9/16"	10"	8	7/8"	8-1/2"
6"	6-5/8"	11"	8	7/8"	9-1/2"
8"	8-5/8"	13-1/2"	8	7/8"	11-3/4"
10"	10-3/4"	16"	12	1"	14-1/4"
12"	12-3/4"	19"	12	1"	17"
14"	14"	21"	12	1-1/8"	18-3/4"
16"	16"	23-1/2"	16	1-1/8"	21-1/4"
18"	18"	25"	16	1-1/4"	22-3/4"
20"	20"	27-1/2"	20	1-1/4"	25"
22"	22"	29-1/2"	20	1-3/8"	27-1/4"
24"	24"	32"	20	1-3/8"	22-3/4"



FULL FACE FOR 250/300# ANSI FLANGES

NOMINAL PIPE SIZE	GASKET I.D.	GASKET O.D.	# OF BOLT HOLES	BOLT HOLE DIAMETER	BOLT CIRCLE DIAMETER
1"	1-5/16"	4-7/8"	4	3/4"	3-1/2"
1-1/4"	1-21/32"	5-1/4"	4	3/4"	3-7/8"
1-1/2"	1-29/32"	6-1/8"	4	3/4"	4-1/2"
2"	2-3/8"	6-1/2"	8	7/8"	5"
2-1/2"	2-7/8"	7-1/2"	8	7/8"	5-7/8"
3"	3-1/2"	8-1/4"	8	7/8"	6-5/8"
3-1/2"	4"	9"	8	7/8"	7-1/4"
4"	4-1/2"	10"	8	7/8"	7-7/8"
5"	5-9/16"	11"	8	7/8"	9-1/4"
6"	6-5/8"	12-1/2"	12	7/8"	10-5/8"
8"	8-5/8"	15"	12	1"	13"
10"	10-3/4"	17-1/2"	16	1-1/8"	15-1/4"
12"	12-3/4"	20-1/2"	16	1-1/4"	17-3/4"
14"	14"	23"	20	1-1/4"	20-1/4"
16"	16"	25-1/2"	20	1-3/8"	22-1/2"
18"	18"	28"	24	1-3/8"	24-3/4"
20"	20"	30-1/2"	24	1-3/8"	27"
22"	22"	33"	24	1-5/8"	29-1/4"
24"	24"	36"	24	1-5/8"	32"



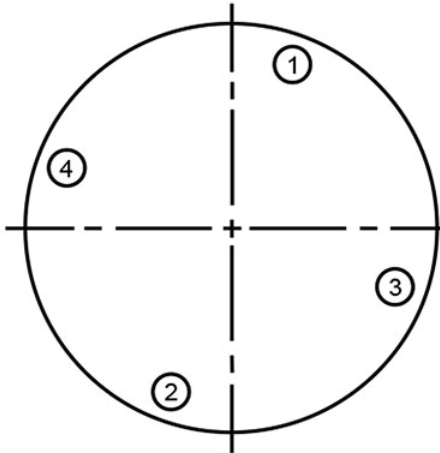
**RING GASKET FOR 125/150#
ANSI PIPE FLANGE**

**RING GASKET FOR 250/300#
ANSI PIPE FLANGE**

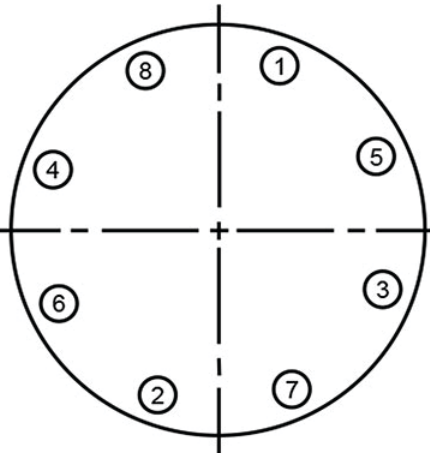
NOMINAL PIPE SIZE	GASKET I.D.	GASKET O.D.	NOMINAL PIPE SIZE	GASKET I.D.	GASKET O.D.
1/2"	27/32	1-7/8	1/2"	27/32	2-1/8
3/4"	1-1/16	2-1/4	3/4"	1-1/16	2-5/8
1"	1-5/16	2-5/8	1"	1-5/16	2-7/8
1-1/4"	1-21/32	3	1-1/4"	1-21/32	3-1/4
1-1/2"	1-29/32	3-3/8	1-1/2"	1-29/32	3-3/4
2"	2-3/8	4-1/8	2"	2-3/8	4-3/8
2-1/2"	2-7/8	4-7/8	2-1/2"	2-7/8	5-1/8
3"	3-1/2	5-3/8	3"	3-1/2	5-7/8
3-1/2"	4	6-3/8	3-1/2"	4	6-1/2
4"	4-1/2	6-7/8	4"	4-1/2	7-1/8
4-1/2"	5	7	4-1/2"	5	7-5/8
5"	5-9/16	7-3/4	5"	5-9/16	8-1/2
6"	6-5/8	8-3/4	6"	6-5/8	9-7/8
7"	7-5/8	10	7"	7-5/8	10-7/8
8"	8-5/8	11	8"	8-5/8	12-1/8
10"	10-3/4	13-3/8	10"	10-3/4	14-1/4
12"	12-3/4	16-1/8	12"	12-3/4	16-5/8
14"	14-3/4	17-3/4	14"	14-3/4	19-1/8
16"	16	20-1/4	16"	16	21-1/4
18"	18	21-5/8	18"	18	23-1/2
20"	20	23-7/8	20"	20	25-3/4
22"	22	26	22"	22	27-5/8
24"	24	28-1/4	24"	24	30-1/2



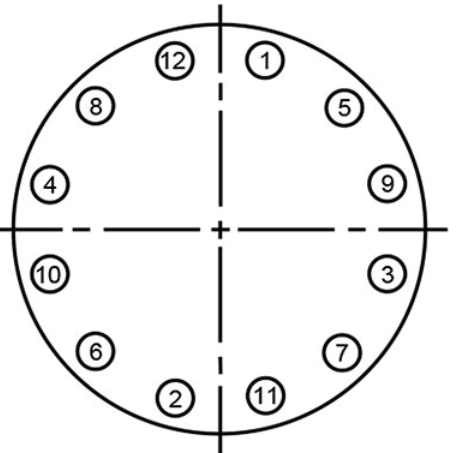
BOLT TORQUE SEQUENCE



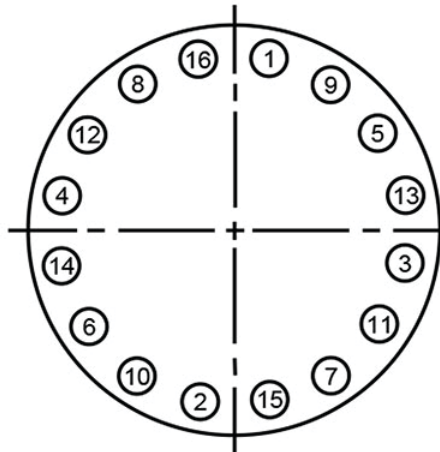
4-bolt



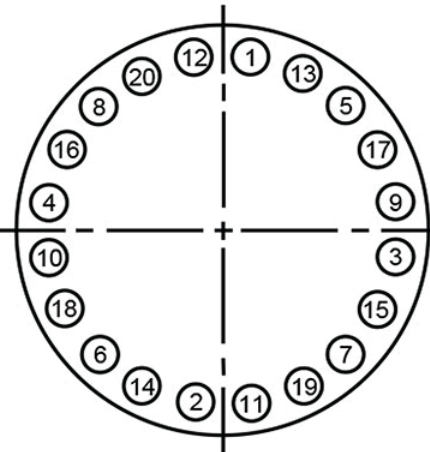
8-bolt



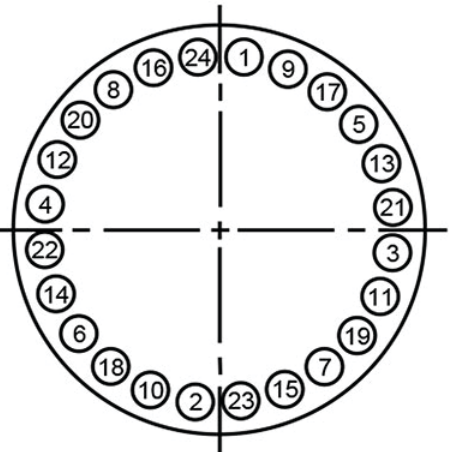
12-bolt



16-bolt



20-bolt



24-bolt

EXPANSION JOINTS

Expansion joints provide relief from stresses caused by thermal expansion and contraction in pipelines. Movement is always experienced in piping systems due to varying ambient temperatures, differences in temperature of materials handled, and differences in composition. Expansion joints absorb this movement and mitigate the risk of buckling or pulling apart.



Boss-Flex Style 100 Wide Arch Rubber Expansion Joint:

The Style 1000 provides double arch movements utilizing a single low profile wide arch. Manufactured utilizing tire industry technology, this style has been designed to provide excellent strength and pressure capabilities. Its construction combines woven polyester fabric reinforced with wire to create a product with superior performance characteristics. The wide self-flushing arch provides more movement than a traditional spool type joint.

When built with a filled arch for smooth bore service, (such as slurry applications) the movements are one half of the single open arch spool type joints. The double reinforced construction gives longer life expectancy and is also available in a full range of elastomers to enable multi-purpose applications.

The Wide Arch Super-Flex 1000 is hand-wrapped to allow for design variations including offsets, non-standard face to face dimensions, multi-arch configurations and special flanges or drillings, while still offering wide arch movement.



Premium-Flex Style 8000 Single Arch Rubber Expansion Joint:

The Style 8000 is precision molded of neoprene and nylon. These units require less force to move than conventional joints, allowing maximum deflection, elongation, and compression. The design is inherently stronger than other configurations because of the spherical shape. The smooth flow arch reduces turbulence and allows quiet flow without sediment build-up.



Double-Flex Style 8200 Double Arch Rubber Expansion Joint:

The Style 8200 Double-Flex twin-sphere rubber expansion joint is precision molded of neoprene and nylon tire cord. The double arch design allows for greater movement four different ways, and provides a non-turbulent flow. Angular movement up to 30 degrees is obtainable with its highly flexible design. Rated for 225 psi working pressure at 170°F. Pressure is reduced at higher temperatures.
Vacuum rating to 26" HG
Available to 20" diameter

Available Elastomers:

- Neoprene
- Nitrile
- EPDM
- SBR
- Silicone
- Viton
- FKM
- Chlorobutyl
- Gum Rubber
- CSM/Hypalon

Constructions:

- Multi-Arch
- Offset
- Special Ends
- Alternative Drilling
- Concentric and Eccentric

Style 7000 Kevlar® Reinforced Non-Metallic Expansion Joint

The Style 7000 interlocking flanges are compatible to mate with Lap-Joint Stub ends, Raised Face or Flat Face type flanges. The standard floating flanges are 150# drilled epoxy-coated carbon steel. Galvanized stainless steel and other alloy type materials are also available. DIN-PN-JIS and other non-standard drill patterns are customizable to your needs.

Kevlar wrapped around a solid steel ring in the base of the rubber flange portion eliminates the tire cord from "pulling out" of the flange and provides superior sealing force when compressed against the mating flange during installation. The ring also prevents distortion of the sealing surface if the installation tolerance is exceeded providing an extra margin of safety. Polyester tire cord may be substituted for sizes 14" and above if design temperature does not exceed 250°F.

- Non-Standard and Face to Face Available
- Double and Triple Arch Available for Greater Movement & Reduced Spring Rates
- Concentric/Eccentric/Offset Styles p to 144" I.D.
- Standard Control Rods/Integral Tie Rods Available



Metal Bellows Type Expansion Joint

Metal bellows expansion joints are manufactured from solution annealed A/SA240 321 Stainless Sheet or from the highly corrosive-resistant metal alloy AL6XN. The metal sheets are rolled into a tube and seam welded. Multi-ply bellows can be designed and manufactured based on the application and design requirements. With our extensive experience, we can help determine the correct alloy and design for your application.

Overall lengths of standard assemblies are based on 150# drilling for both plate flange and raised face slip-on flange thicknesses. Overall length may change if other types of flanges are requested.

Fixed Plate Flanges

Provided with 150# drilling carbon steel flanges (AWWA Class D C207) fixed on each end of the expansion joint . Bellows necks are welded directly to the flanges.

Floating Plate Flanges

Provided with 150# drilling carbon steel flanges (AWWA Class D C207) floating on each end of the expansion joint. Bellows necks are flared (Vanstone) to retain the flanges. The floating flange arrangement allows use of carbon steel flanges when all wetted materials are required to be either stainless steel or an alloy material. Floating flanges also permit bolt hole alignment in the field.

Weld Ends

Provided with carbon steel weld ends on each end. Weld ends are beveled per ANSI standards. Schedule 40 pipe is used through 24" ND and 1/4" wall thicknesses for sizes over 24" unless otherwise specified.

Raised Face Slip-On Flanges

Provided with 150# drilling and 300# drilling carbon steel raised face slip-on flanges.



Additional Types of Expansion Joints:

- Dual Expansion Joints
- Gimbal Expansion Joints
- Hinge Expansion Joints
- In-line Pressure Balanced Expansion Joints
- Externally Pressurized Expansion Joints
- Expansion Joints with Pantograph Linkage
- Expansion Joints with Two-Ply Testable Bellows
- Jacketed Expansion Joints
- Elbow Pressure Balanced Unit
- Scrubber Exhaust System Metal Expansion Joints



PTFE lined rubber expansion joints combine the features of FEP/PTFE for chemical resistance, anti-stick properties, thermal stability, and resistance to age cracking. These joints are designed for noise and vibration dampening, flexibility, and high-pressure ratings. Temperature ratings to 400°F available. Sizes of 1" to 48" in standard face-to-face dimensions or special lengths.



PTFE lined metal joints combine the properties of metal and PTFE into an advanced and versatile expansion joint. This joint will absorb pipe movement and stress, isolate mechanical vibration, reduce system noise and protect against surge forces. Unlike ordinary solid PTFE or elastomeric expansion joints, should up-set conditions exceeding 500°F occur, this joint will maintain its pressure carrying capacity up to 1200°F, allowing adequate time for system shut-down and replacement.



Metal Bellows are custom-engineered single and dual bellows made from 18-8 stainless steel alloy 321 as well as special alloys including Monel, Inconel, and Hastelloy. Options include PTFE-lined, universally-tied, in-line, pressure-balanced, externally-pressurized, Gimbal and hinged, among other configurations. They can be designed to operate up to 300 psi and with temperatures up to 1,500°F in sizes from 2" up to 144".



Scrubber Metal expansion joints are designed to protect exhaust scrubber systems and their connected equipment, as the scrubber, or exhaust gas cleaning system, can be susceptible to damage from vibrations and movements. Typical scrubber expansion joints are made of the highly corrosive and seawater-resistant material AL-6XN.



Non-metallic flue duct expansion joints are designed to handle hot air or gases in industrial duct work, as well as those generated by power plant and pollution control equipment. They are available in several standard profiles to fit your application requirements up to 2,000°F. Custom designed with single-layer and composite belts and elastomers with excellent abrasion resistance.
Square, Round or Rectangular



Fabric expansion joints are non-metallic, highly flexible connections that provide stress relief for piping and ducting systems by absorbing thermal growth and shock, isolating mechanical vibration, and allowing for misalignment. They provide significant flexibility when installed in large ducting and piping systems and are vital components in most industrial plants. They are installed as flexible connections in duct and piping systems to take up or compensate for thermal growth and shock.
Temperature capability of -110°F up to 2,000°F.

ANTI-FATIGUE MATTING

H.S. White offers top of the line anti-fatigue matting products that provide outstanding comfort, design, durability and traction. Matting may be purchased by the yard or by the roll and is available in a variety of types including vinyl, rubber and rubber/vinyl blends.

Each selection has quality features to suit various service applications in a range of available styles including wide rib, round, deck plate, and many others. We carry an extensive line of product options so call today to find the best matting suited to your needs.



Industrial Anti-Fatigue Mats & Matting

- Dielectric
- Switchboard
- Mil-Spec
- Diamond Plate
- ESD
- Conductive
- Rubber
- Drain-Thru
- No-Slip



METAL HOSE

H.S. White supplies a complete line of annular metal hose in many different sizes, alloys and configurations, used in a variety of demanding applications throughout the industry. Our metal hose is ideal for absorbing vibration, misalignment, piping expansion or contraction, and equipment motion.



Braiding enables use at high pressures and attenuates vibration. Each annular corrugation is a separate element engineered to impart optimal flexibility for each size of hose that we offer. Liners are available for added corrosion resistance.

Types of Metal Hose:

Metal hoses can be made from several types of Stainless Steel, as well as other alloys made to your required specifications. A woven wire cover placed over hose, braiding, helps prevent elongation of the hose and permits higher working pressure and added strength.

Metal Types:


- 321 Stainless
- 316 Stainless
- Monel®

Braid Options:

- Unbraided
- Single Braid
- Double Braid

Please contact one of our experienced representatives for other hose alloys that may be required for special service applications.

If a hose application requires a less flexible product, H.S. White can supply metal hose in an open pitch configuration.



Flexible Metal Pump Connectors

Metal Pump Connectors are designed with a flexible core of corrugated-type 321 stainless steel tubing under braid. Flat face flanges are standard, however other types are available including 150# Ring Face, 300# Ring Face, Stainless, Millimetric and Male Nipples. A wire braid is used over the flexible core on most designs to provide strength for the rated operating pressure. Braid for stainless steel core is either type 321 or 304 stainless steel.



FLANGED METAL PUMP CONNECTOR SPECIFICATIONS

Part Number	Flange IPS & Nominal Hose I.D. (in.)	Overall Length	Max W.P. at Room Temp. (psi)	Approx. Wt Per Unit (lbs.)
SFPC 025	2-1/2	9"	300	16
SFPC 03	3	9"	250	19
SFPC 04	4	9"	200	23
SFPC 05	5	11"	200	32
SFPC 06	6	11"	200	40
SFPC 08	8	12"	200	62
SFPC 10	10	13"	150	101
SFPC 12	12	14"	125	153
SFPC 14	14	14"	100	200

THREADED METAL PUMP CONNECTOR SPECIFICATIONS

Part Number	Flange IPS & Nominal Hose I.D. (in.)	Overall Length	Max W.P. at Room Temp. (psi)	Approx. Wt Per Unit (lbs.)
SMPC 0.5	1/2	6-1/2"	950	1/2
SMPC 0.75	3/4	7"	700	1
SMPC 01	1	8"	550	1
SMPC 0.125	1-1/4	8-1/2"	420	1-1/2
SMPC 0.15	1-1/2	9"	380	2
SMPC 02	2	10-1/2"	300	2-1/2
SMPC 0.25	2-1/2	12"	300	2-1/2
SMPC 03	3	14"	250	4
SMPC 04	4	16"	200	4-1/2

HYDRAULIC HOSE & ASSEMBLIES

TYPE 2SN SAE 100R2 AT Two-Wire Braid

High-pressure, certified hydraulic hose for use with petroleum, synthetic or water-based fluids in hydraulic systems. Suitable for agricultural, earthmoving and material handling equipment and machinery systems. Meets or exceeds requirements of SAE 100R2 Type AT EN 8853 2SN.



Sizes: 1/4" – 2" I.D.

Temperature: -40° to 212°F

Description: Black with White Stripe

Tube and Cover: Black Synthetic Rubber

Reinforcement: Two Steel Wire Braids

Packaging: 50 Foot Coils, Custom Cut Lengths, Custom Hose Assemblies

ITEM #	I.D. (inch)	O.D. (inch)	Maximum Working Pressure		Minimum Burst Pressure		Minimum Bend Radius		Weight (lbs/ft)
			PSI	BAR	PSI	BAR	Inch	mm	
4-2SN	1/4"	0.58"	5800	400	23200	1600	3.9	100	0.242
6-2SN	3/8"	0.74"	4800	330	19200	1320	4.9	125	0.363
8-2SN	1/2"	0.86"	4000	275	16000	1100	7.1	180	0.457
10-2SN	5/8"	0.98"	3625	250	14500	1000	7.9	200	0.538
12-2SN	3/4"	1.14"	3120	215	12480	860	9.4	240	0.632
16-2SN	1"	1.48"	2400	165	9600	660	11.8	300	0.907
20-2SN	1 1/4"	1.87"	1810	125	7240	500	16.5	420	1.445
24-2SN	1 1/2"	2.11"	1300	90	5220	360	19.7	500	1.781
32-2SN	2"	2.63"	1160	80	4640	320	24.8	630	2.298

TYPE 2SC SAE 100R16 Flexible Two-Wire Braid

Recommended for high-pressure hydraulic applications where extra flexibility is required. Meets or exceeds requirements of SAE 100R16 EN 857 2SC

Sizes: 1/4" – 1" I.D.

Temperature: -40° to 212°F

Description: Black with White Stripe

Tube and Cover: Black Synthetic Rubber

Reinforcement: Two Steel Wire Braids

Packaging: 50 Foot Coils, Custom Cut Lengths, Custom Hose Assemblies

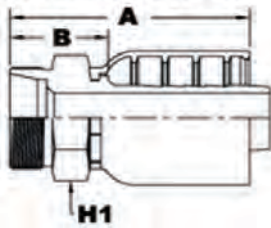
ITEM #	I.D. (inch)	O.D. (inch)	Maximum Working Pressure		Minimum Burst Pressure		Minimum Bend Radius		Weight (lbs/ft)
			PSI	BAR	PSI	BAR	Inch	mm	
4-2SC	1/4"	0.55"	5800	400	23200	1600	2.0	50	0.210
6-2SC	3/8"	0.70"	5000	345	20000	1379	2.6	65	0.310
8-2SC	1/2"	0.83"	5000	345	20000	1379	3.5	90	0.410
10-2SC	5/8"	0.96"	4000	276	16000	1103	3.9	100	0.490
12-2SC	3/4"	1.11"	3500	241	14000	965	4.7	120	0.620
16-2SC	1"	1.43"	3000	206	12000	827	5.9	150	0.880

We also carry a complete line of Kuriyama Hydraulic Hoses & Assemblies

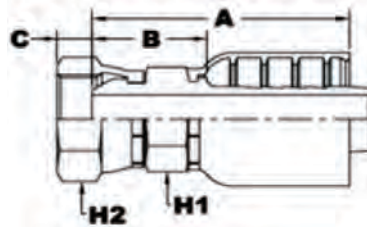
HYDRAULIC HOSE FITTINGS



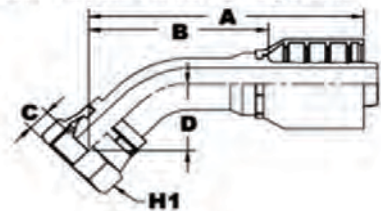
K2MBPP
BSPP Male (60 Deg Seat)



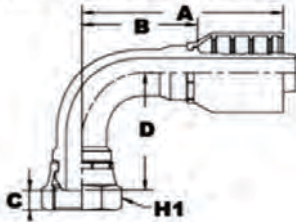
K2FBPPX
BSPP Female Swivel (60 Deg Cone Seat)



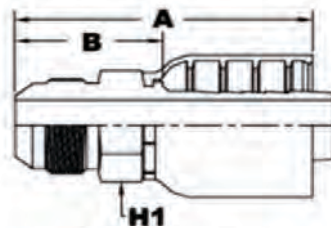
K2FBPPX45
BSPP Female Swivel 45 Deg Elbow



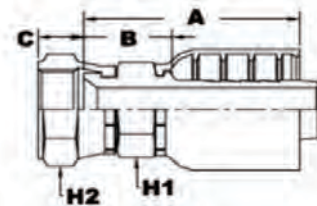
K2FBPPX90
BSPP Female Swivel 60 Deg Cone Seat



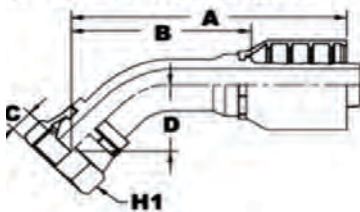
K2MJ
Male JIC 37 Deg Flare



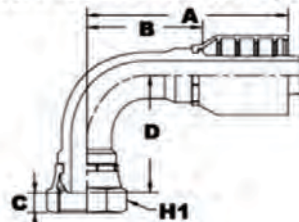
K2FJX
Female JIC 37 Deg Flare



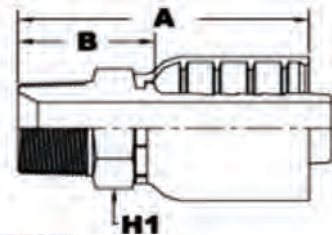
FBPPX45
PP Female Swivel 45 Deg Elbow



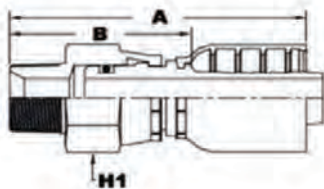
K2FBPPX90
BSPP Female Swivel 60 Deg Cone Seat



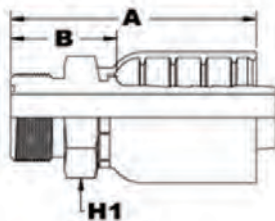
K2MP
Male NPTF



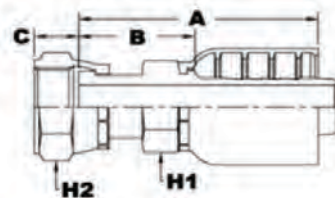
K2MPX
Male NPTF Swivel



K2MFOR
Male ORS



K2FFORX
Female ORS Swivel



INDUSTRIAL HOSE

Textile Reinforced Air Hose

Designed to provide power to air operated construction equipment, air operated drills, boring and mining equipment. Can be used to transfer air and water in industrial, construction, mining and forestry industries. Abrasive-resistant cover.



Construction:

Tube: Black Nitrile Blend

Reinforcement: Textile plies

Cover: Yellow SBR/EPDM

Length: 50 and 100 feet

Temperature Rating: -20° to 160°F

Textile/Wire Reinforced Air Hose

Heavy duty wire reinforced rubber hose designed to provide power to air operated construction equipment, air operated drills, boring and mining equipment. Can be used to transfer air and water in industrial, construction, mining and forestry industries.



Construction:

Tube: Black Nitrile

Reinforcement: Wire Spiral

Cover: Yellow SBR/EPDM

Length: 100 feet

Temperature Rating: -20° to 160°F

Multi-Purpose 200 PSI Air & Water Hose

Suitable for use in gardening, general water discharge services, medium duty service for air, water and pneumatic tools, mines and construction.



Construction:

Tube: EPDM Synthetic Rubber

Reinforcement: Spiral Textile

Cover: Red Anti-Static Synthetic EPDM Rubber

Length: 100 feet

Temperature Rating: -40° to 158°F

Multi-Purpose 300 PSI Air & Water Hose

Suitable for use in gardening, general water discharge services, medium duty service for air, water and pneumatic tools, mines and construction.



Construction:

Tube: Nitrile Synthetic Rubber

Reinforcement: Spiral Textile

Cover: Red Anti-Static Synthetic Rubber

Length: 100 feet

Temperature Rating: -40° to 158°F

UHMW Smooth or Corrugated Chemical Hose

Ultra High Molecular Weight Polyethylene-lined chemical hose capable of handling 98% of all common industrial chemicals in pressure, gravity flow and suction service. Corrugated design offers extra flexibility. Green EPDM cover is abrasion and chemical resistant. Rated at full Vacuum.



Construction:

Tube: UHMW Polyethylene

Reinforcement: Polyester cord, helix wire

Cover: Green EPDM

Length: 100 feet

Temperature Rating: -20° to 180°F

Steam Hose

Designed for transferring steam for processing products and equipment cleaning. Used in the chemical and petroleum industry, industrial cleaning equipment, ship building and pulp processing.



Construction:

Tube: EPDM

Reinforcement: Wire braid or spiral

Cover: Black EPDM

Length: 100 feet

Temperature Rating: For saturated and superheated steam service to 406°F

Tank Truck Hose

A high pressure suction and discharge hose for petroleum products. Excellent flexibility and handling ease. Suitable for use with products up to 50% aromatics.



Construction:

Tube: Black Nitrile

Reinforcement: Polyester cord, helix wire

Cover: Weather & ozone resistant NBR/SBR

Length: 100 feet and 200 feet

Temperature Rating: -20° to 180°F

High Pressure Tank Truck Hose

A high pressure suction and discharge hose for petroleum products. It is excellent for use in oil fields or where higher pressure is required. Suitable for use with products up to 50% aromatics.



Construction:

Tube: Black Nitrile

Reinforcement: Multiple plies of polyester cord, helix wire

Cover: Weather & ozone resistant NBR/SBR rubber

Length: 100 feet and 200 feet

Temperature Rating: -20° to 180°F

Brewers & Vintners FDA Grade Food & Beverage Hose

A multi-purpose high pressure sanitary FDA discharge hose, suitable for light vacuum, designed to transfer a wide range of food and beverage products. The smooth white tube will not impart taste, color or odor. The cover offers excellent oil, weather and abrasion resistance. Suitable for steam cleaning at 250°F for 15 minutes.

Construction:

Tube: White Food Grade Nitrile
Reinforcement: Polyester cord
Cover: Orange abrasion resistant rubber
Length: 50 feet and 100 feet
Temperature Rating: -20°F to 250°F



Unalok Multi-Purpose Material Handling Hose

- Rugged, versatile alternative to inflexible steel piping systems
- Absorbs system vibration and saves wear on equipment
- Flexible connection for misaligned hard piping
- Can be cut to length and assembled on-site for immediate installation
- No welding required.
- Available in Tan, Black, or Red Pure Gum



Construction:

Stock Tube: Black NR/SBR Blend
Reinforcement: Spiral plied synthetic fabric with wire helix
Cover: Black Corrugated Abrasion Resistant SBR
Lengths: 2" - 6" 100 ft.; 8" - 14" 40 ft. Standard; 8" - 10" Available up to 100 ft.
Couplings: UNALOK Split-Flange Couplings

**Full vacuum rated. 14" MADE TO ORDER.

Unalok Couplings & Gaskets

- Made of lightweight A356T6 Aluminum
- Supplied with necessary nuts and bolts for proper mounting
- Sealing gaskets available upon request



Water Suction Hose

Designed for the transfer of water and light slurries in suction or discharge applications. Suitable for full vacuum service. A durable all weather ozone and abrasion resistant tube and cover. Corrugated and heavy duty options available suited for mining, agriculture and oil fields.



Construction:

Tube: SBR/EPDM blend
Reinforcement: Polyester cord, helix wire
Cover: SBR/EPDM
Length: 50 feet and 100 feet

MARINE HOSE

H.S. White offers a complete line of marine hose for both the recreational and commercial boating industries. We inventory an extensive range of marine hose and tubing products ready for immediate shipment from our Pompano Beach, FL and Houston, TX warehouses.

- Softwall Exhaust Hose
- Hardwall Exhaust Hose
- Corrugated Hardwall Exhaust Hose
- Straight Silicone Hose
- A1 Fuel Hose - USCG Approved
- A2 Fuel Hose - USCG Approved
- Bilge Pump Hose
- Electrical Conduit Hose
- Crush-Resistant Sternflex Conduit Hose
- Marine Blower Hose
- FDA Grade Clear PVC Lightweight Black Helix Hose
- FDA Grade Spring Wire Suction Hose
- Smooth Flex FDA Grade Sanitation Hose
- FDA Grade Live Well Hose
- FDA Grade Clear Low-Pressure PVC Tubing
- FDA Grade Polyester Reinforced Red Tracer PVC Tubing
- FDA Grade Polyester Reinforced Clear PVC Tubing
- FDA Grade Polyester Reinforced Blue Tracer PVC Tubing
- Marine Hose Accessories



OFFSHORE & SUBMARINE HOSE

Daytona Mainline Submarine Hose Type 297

Standard-based submarine hose construction.

Electronically continuous or discontinuous (TBA). 300 PSI MAX WP, 1500 PSI MIN BP. Double high-grade Nitrile tube suitable for use with up to 60% aromatic content fuels, multiple plies of high tensile polyester tire cord reinforcement, high grade spring steel helix wire, double cover separated by an orange color ply as a wear indicator. Cover is resistant to wear, aging, stress, abrasion, weathering, sunlight, oil and saltwater penetration. Built-in, standard weight, seamless, carbon steel nipples with 150 lb. ANSI B 16.5 fixed weld neck raised-face flange. All welded parts are X-rayed and/or mag particle tested. Manufactured with OCIMF certification. Hydro-tested without kerosene testing. Slat packed and with nylon slings for lifting.

All hoses are rated for a maximum working pressure of 300psi with a minimum burst pressure of 1500psi. Underwater weight and negative buoyancy are only guaranteed when full of product or saltwater (per OCIMF 1991).

I.D. (inch)	O.D. (mm)	Weight (lbs/30ft)	End Weights (lbs)
4"	6.93	315.00	76
6"	8.78	566.00	138
8"	11.09	851.00	194
10"	13.71	1252.00	274
12"	15.88	1580.00	392

Daytona Tanker Rail Hose Type 298

Basic hose is constructed as the MAINLINE, but above the Helix Wire additional tapering reinforcement is added extending from each end to a maximum length of 10ft into the body. This provides extra stiffness over the end sections to allow for the hose taking up its normal operational position of a 90 degree bend from the tanker manifold, clear of and over the ship's rail.

Additional standard features include lifting and snubbing lugs, 2 at the TANKER end and 1 at the TAIL end, unless otherwise required by order.

Electrical properties must be stated at inquiry/order stage.

Branding as per OCIMF 1991 indicates the tanker rail end (as well as the standard double lug).

All hoses are rated for a maximum working pressure of 300psi with a minimum burst pressure of 1500psi. Underwater weight and negative buoyancy are only guaranteed when full of product or saltwater (per OCIMF 1991).

I.D. (inch)	O.D. (mm)	Weight (lbs/ft)	Weight (lbs/30ft)	End Weights (lbs)
4"	6.93	13.40	402.00	78
6"	9.26	21.82	654.60	141
8"	11.57	32.08	962.40	198
10"	13.98	44.04	1321.20	279
12"	16.24	1686.00	1686.00	398

Daytona PLEM Hose Type 299


Electrically continuous or discontinuous (TBA). 300 PSI MAX. 1500 PSI MIN BP. Double high-grade Nitrile tube (suitable for use with up to 60% aromatic content fuels), multiple plies of high-tensile polyester tire cord reinforcement, high-grade spring steel helix wire, double cover separated by an orange color ply as a wear indicator.

1/3 of hose from one end with extra reinforcement for the PLEM connection.

All hoses are rated for a maximum working pressure of 300psi with a minimum burst pressure of 1500psi. Underwater weight and negative buoyancy are only guaranteed when full of product or seawater (per OCIMF 1991).

I.D. (inch)	O.D. (mm)	Weight (lbs/ft)	Weight (lbs/30ft)	End Weights (lbs)
4"	6.69	11.96	358.80	76
6"	9.03	19.91	597.30	138
8"	11.67	33.34	1000.20	194
10"	13.98	43.80	1314.00	274
12"	16.24	56.20	1686.00	392

SUBMARINE HOSE



HOSE COUPLINGS

H.S. White carries numerous types of hose couplings and fittings from a variety of quality manufacturers that can easily be paired with our industrial hoses for complete custom hose assemblies.

- Cam & Groove Fittings
- Banjo Fittings
- Air Hose Fittings
- K.C. Nipples
- Crimp Sleeves

Universal Air Hose Fittings



Part HE
Universal Hose End

Size	PS
1/4"	UA2HEP
3/8"	UA3HEP
1/2"	UA5HEP
3/4"	UA7HEP
1"	UA10HEP
1-1/4"	UA12HEP
1-1/2"	UA15HEP
2"	UA20HEP



Part TW
Universal 3-Way

PS
UATWP



Part ME
Universal Male End

Size	PS
1/4"	UA2MEP
3/8"	UA3MEP
1/2"	UA5MEP
3/4"	UA7MEP
1"	UA10MEP
1-1/4"	UA12MEP
1-1/2"	UA15MEP
2"	UA20MEP



Part BE
Universal Bland End

PS
UABEP



Part FE
Universal Female End

Size	PS
1/4"	UA2FEP
3/8"	UA3FEP
1/2"	UA5FEP
3/4"	UA7FEP
1"	UA10FEP
1-1/4"	UA12FEP
1-1/2"	UA15FEP
2"	UA20FEP



Safety Whip

PS
UASCP



Washers

Size	NBR
2 Lug	UAGA2
4 Lug	UAGA4

K.C. Nipples

Plated Steel	
Size	Part Number
1/2"	KCN1/2
3/4"	KCN3/4
1"	KCN10
1-1/4"	KCN12
1-1/2"	KCN15
2"	KCN20
2-1/2"	KCN25
3"	KCN30
4"	KCN40
6"	KCN60
8"	KCN80



Stainless Steel	
Size	Part Number
3/4"	KCN3/4SS
1"	KCN10SS
1-1/4"	KCN12SS
1-1/2"	KCN15SS
2"	KCN20SS
2-1/2"	KCN25SS
3"	KCN30SS
4"	KCN40SS
6"	KCN60SS
8"	KCN80SS



Adapters

Part AA
Male Adapters x Male Adapters



Size	Part Number
2"	A200AAAL
3"	A300AAAL
4"	A400AAAL
3" x 2"	A3020AAAL
3" x 4"	A304AAAL

Part DA
Female Couplers x Male Adapters



Size	Part Number
2" x 3"	A2030DAAL
2" x 4"	A2040DAAL
3" x 2"	A3020DAAL
3" x 4"	A3040DAAL
4" x 2"	A4020DAAL
4" x 3"	A4030DAAL

Part DD
Female Couplers x Female Couplers



Size	Part Number
2"	A200DDAL
3"	A300DDAL
4"	A400DDAL

Crimp Sleeves

Size	Part Number	Description	I.D.	O.D. Range
1-1/2"	CSS52	1-1/2" Stainless Steel Crimp Sleeve	2.055"	1.953-2.000"
1-1/2"	CSS54	1-1/2" Stainless Steel Crimp Sleeve	2.118"	2.016-2.063"
1-1/2"	CSS56	1-1/2" Stainless Steel Crimp Sleeve	2.181"	2.078-2.125"
1-1/2"	CSS57	1-1/2" Stainless Steel Crimp Sleeve	2.055"	2.141-2.1875"
2"	CSS67	2" Stainless Steel Crimp Sleeve	2.626"	2.516-2.563"
2"	CSS68	2" Stainless Steel Crimp Sleeve	2.689"	2.578-2.625"
2"	CSS70	2" Stainless Steel Crimp Sleeve	2.744"	2.641-2.688"
2"	CSS72	2" Stainless Steel Crimp Sleeve	2.807"	2.703-2.750"
3"	CSS94	3" Stainless Steel Crimp Sleeve	3.689"	3.578-3.625"
3"	CSS95	3" Stainless Steel Crimp Sleeve	3.750"	3.641-3.688"
3"	CSS97	3" Stainless Steel Crimp Sleeve	3.823"	3.703-3.750"
3"	CSS98	3" Stainless Steel Crimp Sleeve	3.886"	3.766-3.813"
4"	CSS118	4" Stainless Steel Crimp Sleeve	4.626"	4.578-4.625"
4"	CSS121	4" Stainless Steel Crimp Sleeve	4.752"	4.641-4.688"
4"	CSS122	4" Stainless Steel Crimp Sleeve	4.811"	4.703-4.750"



Cam & Groove Quick Connect Fittings



Part A
Male Adapters
Female Thread

Size	CB	AL	SS
1/2"	A5ACB	N/A	N/A
3/4"	A7ACB	A7AAL	A7ASS
1"	A10ACB	A10AAL	A10ASS
1-1/4"	A12ACB	A12AAL	A12ASS
1-1/2"	A15ACB	A15AAL	A15ASS
2"	A20ACB	A20AAL	A20ASS
2-1/2"	A25ACB	A25AAL	A25ASS
3"	A30ACB	A30AAL	A30ASS
4"	A40ACB	A40AAL	A40ASS
5"	A50ACB	A50AAL	A50ASS
6"	A60ACB	A60AAL	A60ASS



Part E
Male Adapters
Hose Shank

Size	CB	AL	SS
1/2"	A5ECB	N/A	N/A
3/4"	A7ECB	A7EAL	A7ESS
1"	A10ECB	A10EAL	A10ESS
1-1/4"	A12ECB	A12EAL	A12ESS
1-1/2"	A15ECB	A15EAL	A15ESS
2"	A20ECB	A20EAL	A20ESS
2-1/2"	A25ECB	A25EAL	A25ESS
3"	A30ECB	A30EAL	A30ESS
4"	A40ECB	A40EAL	A40ESS
5"	A50ECB	A50EAL	A50ESS
6"	A60ECB	A60EAL	A60ESS



Part B
*Female Couplers
Male Thread

Size	CB	AL	SS
1/2"	A5BCB	N/A	N/A
3/4"	A7BCB	A7BAL	A7BSS
1"	A10BCB	A10BAL	A10BSS
1-1/4"	A12BCB	A12BAL	A12BSS
1-1/2"	A15BCB	A15BAL	A15BSS
2"	A20BCB	A20BAL	A20BSS
2-1/2"	A25BCB	A25BAL	A25BSS
3"	A30BCB	A30BAL	A30BSS
4"	A40BCB	A40BAL	A40BSS
5"	A50BCB	A50BAL	A50BSS
6"	A60BCB	A60BAL	A60BSS



Part F
Male Adapters
Male Thread

Size	CB	AL	SS
1/2"	A5FCB	N/A	N/A
3/4"	A7FCB	A7FAL	A7FSS
1"	A10FCB	A10FAL	A10FSS
1-1/4"	A12FCB	A12FAL	A12FSS
1-1/2"	A15FCB	A15FAL	A15FSS
2"	A20FCB	A20FAL	A20FSS
2-1/2"	A25FCB	A25FAL	A25FSS
3"	A30FCB	A30FAL	A30FSS
4"	A40FCB	A40FAL	A40FSS
5"	A50FCB	A50FAL	A50FSS
6"	A60FCB	A60FAL	A60FSS



Part C
*Female Couplers
Hose Shank

Size	CB	AL	SS
1/2"	A5CCB	N/A	N/A
3/4"	A7CCB	A7CAL	A7CSS
1"	A10CCB	A10CAL	A10CSS
1-1/4"	A12CCB	A12CAL	A12CSS
1-1/2"	A15CCB	A15CAL	A15CSS
2"	A20CCB	A20CAL	A20CSS
2-1/2"	A25CCB	A25CAL	A25CSS
3"	A30CCB	A30CAL	A30CSS
4"	A40CCB	A40CAL	A40CSS
5"	A50CCB	A50CAL	A50CSS
6"	A60CCB	A60CAL	A60CSS



Part DP
Dust Plug
Use w/Adapters

Size	CB	AL	SS
1/2"	A5DPCB	N/A	N/A
3/4"	A7DPCB	A7DPAL	A7DPSS
1"	A10DPCB	A10DPAL	A10DPSS
1-1/4"	A12DPCB	A12DPAL	A12DPSS
1-1/2"	A15DPCB	A15DPAL	A15DPSS
2"	A20DPCB	A20DPAL	A20DPSS
2-1/2"	A25DPCB	A25DPAL	A25DPSS
3"	A30DPCB	A30DPAL	A30DPSS
4"	A40DPCB	A40DPAL	A40DPSS
5"	A50DPCB	A50DPAL	A50DPSS
6"	A60DPCB	A60DPAL	A60DPSS



Part D
*Female Couplers
Female Thread

Size	CB	AL	SS
1/2"	A5DCB	N/A	N/A
3/4"	A7DCB	A7DAL	A7DSS
1"	A10DCB	A10DAL	A10DSS
1-1/4"	A12DCB	A12DAL	A12DSS
1-1/2"	A15DCB	A15DAL	A15DSS
2"	A20DCB	A20DAL	A20DSS
2-1/2"	A25DCB	A25DAL	A25DSS
3"	A30DCB	A30DAL	A30DSS
4"	A40DCB	A40DAL	A40DSS
5"	A50DCB	A50DAL	A50DSS
6"	A60DCB	A60DAL	A60DSS



Part DC
Dust Cap
Use w/Adapters






Size	CB	AL	SS
1/2"	A5DCCB	N/A	N/A
3/4"	A7DCCB	A7DCAL	A7DCSS
1"	A10DCCB	A10DCAL	A10DCSS
1-1/4"	A12DCCB	A12DCAL	A12DCSS
1-1/2"	A15DCCB	A15DCAL	A15DCSS
2"	A20DCCB	A20DCAL	A20DCSS
2-1/2"	A25DCCB	A25DCAL	A25DCSS
3"	A30DCCB	A30DCAL	A30DCSS
4"	A40DCCB	A40DCAL	A40DCSS
5"	A50DCCB	A50DCAL	A50DCSS
6"	A60DCCB	A60DCAL	A60DCSS

Units may be locked. Included safety clips can be inserted into lock handles to avoid disconnect during use.

**1/2" couplers have one handle.

Cam & Groove Coupling Accessories

REPLACEMENT HANDLE PARTS

Part Description	Size (in.)	Brass Part No.	316 Stainless Steel Part No.	
 Handle Assembly (handle, ring, pin)	1/2"	5HRPBR	5HRPSS	
	3/4"	7HRPBR	7HRPSS	
	1"	10HRPBR	10HRPSS	
	1-1/4"	12HRPBR	12HRPSS	
	1-1/2"	15HRPBR	15HRPSS	
	2"	20HRPBR	20HRPSS	
	2-1/2"	25HRPBR	25HRPSS	
	3"	30HRPBR	30HRPSS	
	4"	40HRPBR	40HRPSS	
5"	50HRPBR	50HRPSS		
6"	60HRPBR	60HRPSS		
 Chain with "S"	6" long, 12" long with "s" hooks	60CHBR 120CHBR	60CHSS 120CHSS	
All arms assemblies include one handle, one ring and one pin. Stainless Steel handles are investment cast.	 Stainless Steel Pin	 Finger Ring	 Locking Clip	
	Size	Part No.	Part No.	Part No.
	3/4"	SSPN7	SSWR7	SSLC7
	1"	SSPN10	SSWR10	SSLC10
	1-1/4"	SSPN12	SSWR12	SSLC12
	1-1/2"	SSPN15	SSWR15	SSLC15
	2"	SSPN20	SSWR20	SSLC20
	2-1/2"	SSPN25	SSWR25	SSLC25
	3"	SSPN30	SSWR30	SSLC30
	4"	SSPN40	SSWR40	SSLC40
5"	SSPN50	SSWR50	SSLC50	
6"	SSPN60	SSWR60	SSLC60	


Recommended operating conditions for cam and groove couplings:

Size	Max. Working Pressure (psi)		
	AL	SS	CB
3/4"	250	250	200
1"	250	250	200
1-1/4"	250	250	200
1-1/2"	250	250	200
2"	250	250	200
2-1/2"	150	225	150
3	125	200	125
4	150	150	150
5	75	75	75
6	75	75	75

WARNING

- If recommended working pressures are exceeded, burst or failure may occur
- Under no circumstances should cam and groove couplings be used for compressed gases/air or steam service
- Use only AIC cam arms on AIC products
- Dust caps and plugs are not to be used in pressure applications
- PSI ratings will be lower if banded

REPLACEMENT GASKETS

	Buna-N Standard (NB)	Buna-N Extra Thick	Neoprene (CR)	Viton® (FK)	Teflon® (TF)	EPDM (EP)
Size	Part No.	Part No.	Part No.	Part No.	Part No.	Part No.
1/2"	5GSKNB	5GSKXNB	5GSKCR	5GSKFK	5GSKTF	5GSKEP
3/4"	7GSKNB	7GSKXNB	7GSKCR	7GSKFK	7GSKTF	7GSKEP
1"	10GSKNB	10GSKXNB	10GSKCR	10GSKFK	10GSKTF	10GSKEP
1-1/4"	12GSKNB	12GSKXNB	12GSKCR	12GSKFK	12GSKTF	12GSKEP
1-1/2"	15GSKNB	15GSKXNB	15GSKCR	15GSKFK	15GSKTF	15GSKEP
2"	20GSKNB	20GSKXNB	20GSKCR	20GSKFK	20GSKTF	20GSKEP
2-1/2"	25GSKNB	25GSKXNB	25GSKCR	25GSKFK	25GSKTF	25GSKEP
3"	30GSKNB	30GSKXNB	30GSKCR	30GSKFK	30GSKTF	30GSKEP
4"	40GSKNB	40GSKXNB	40GSKCR	40GSKFK	40GSKTF	40GSKEP
5"	50GSKNB	50GSKXNB	50GSKCR	50GSKFK	50GSKTF	50GSKEP
6"	60GSKNB	60GSKXNB	60GSKCR	60GSKFK	60GSKTF	60GSKEP

Metal Selection:

CB = Cast Brass
 AL = Aluminum
 SS = 316 Stainless Steel

CUSTOM HAND BUILT HOSE



Custom Hose Types Built to Your Specifications

Hose Type	Description	Hose Type	Description
130	Industrial Vacuum Hose	528	Methane Gas Digester
225	Oil Cargo Discharge Hose 250 psi	534	Leaf Collector/Dry Powder Hose
226	Oil Discharge Hose 150 psi	600	Well Point Sleeve Hose
231	Oil Suction & Discharge Hose 150 psi	625	Clam Jetting Hose 150 psi
240	Suction and Discharge Hose 250 psi	732	Potable Water Suction & Discharge Hose
244	LPG Hose	810	Sand & Cement Discharge Hose
248	Molten Sulfur Hose	828	Sand/Cement/Slurry Suction & Discharge Hose
265	Sewage/Sludge/Corrosive & Abrasive Materials	846	Plaster & Grout Hose
313	Elephant Trunk Hose	847	Gunite Hose
350	Dredge Sleeve Hose	848	Shotcrete Hose
364	Sand/Slurry/Fly Ash Vacuum Hose	902	Dredge Suction & Discharge Hose
464	Acid Suction Hose	926	Fish Discharge Hose
510	Vacuum Loader Truck Sewer & Water Hose	927	Fish Suction Hose

CONDITIONS OF SALE

General: These Conditions of Sale ("Conditions") apply to the sale of goods by H.S. White Corporation. ("Seller"). The Seller will not be bound by any other agreements, contract, modification or waiver of these Conditions unless expressly approved in writing by an authorized employee or agent of Seller.

Delivery: Unless otherwise agreed in writing, delivery is F.O.B. Seller's warehouse for sales from Seller's stock, and delivery is F.O.B. Purchaser's warehouse for direct container shipments. Regardless of whether delivery is F.O.B. Seller's warehouse or Purchaser's warehouse, the responsibility for payment of freight, insurance, duty and other costs shall be determined by the agreed terms of the particular sale. Seller has choice of routing and may deliver goods in more than one lot. Each lot shall be deemed a separate contract and paid for separately. Any delivery made within thirty (30) days of the agreed date shall constitute timely delivery and delivery of goods any time thereafter shall be timely delivered unless Seller receives written notice of cancellation by certified or registered mail five days prior to shipment. Seller shall be permitted quantity variations of ten percent (10%) more or less than specified, with the price being adjusted accordingly.

Freight Policy: FOB Shipping Point. Complimentary local delivery options available in Palm Beach, Broward and Miami Dade. Minimum order applies.

Prices: All prices shown on Seller's catalogs or other price lists are subject to change without notice. If Seller's costs are increased between the date Purchaser's order is accepted and the date of delivery by increases in transportation costs, port dues, wharfage, tolls, loading charges, insurance rates, import or export taxes, customs duties, customers appraisals, currency conversion rates, or governmental action of any kind, Seller may increase the price accordingly by notifying Purchaser.

Payment Terms: Seller's payment terms are 1/2% 10 net days from invoice date or 30 days net.

Taxes: Seller's prices do not include any applicable Federal, State or local property, license, privilege, sales, use, excise, gross receipts or other like taxes which may be now or hereafter applicable to, measured by, or imposed upon or with respect to this transaction, the goods, their sale, value or use, or any services performed in connection therewith, which taxes will be paid by Purchaser.

Set-offs: Neither Purchaser nor any affiliated company or assignee shall have the right to set off against any amounts which may become payable to the Seller under this contract or otherwise, for amounts which the Seller may allegedly or in fact owe the Purchaser or any affiliated company or assignee, whether arising out of this contract or otherwise.

Force Majeure: Seller shall not be liable for loss, damage, detention or delay due to war, riots, civil insurrection or acts of the common enemy, fire, flood, strikes or labor difficulties, acts of civil or military authority including governmental laws, orders, priorities or regulations, acts of the purchaser, embargo, car shortage, wrecks or delay in transportation, inability to obtain necessary labor, material or manufacturing facilities, or other causes beyond the reasonable control of the Seller. In the event such delays exceed ninety (90) days, Purchaser shall have the option to cancel its order upon written notice to the Seller prior to shipment.

Return of Goods: Purchaser may not cancel or modify any order except upon payment to the Seller of such damages, handling charges or other cancellation charges as may be mutually agreed in advance between the parties in writing.

Warranties: Seller warrants that the goods conform to the written description, if any given to Purchaser by Seller, and that the goods are

free from defects in workmanship and material at the time of shipment by Seller. Seller warrants no length or measure of service unless expressly agreed in writing by Seller. This Warranty shall not apply to goods which have been destroyed, lost, disposed of or are otherwise unavailable for inspection by Seller.

THE SELLER MAKES NO OTHER WARRANTY OR REPRESENTATION AND EXPRESSLY DISCLAIMS ALL OTHER WARRANTIES EXPRESSED OR IMPLIED INCLUDING ANY WARRANTY OF MERCHANTABILITY OR FITNESS FOR A PARTICULAR PURPOSE. NO REPRESENTATIONS OR PROMISES BEYOND THOSE STATED HEREIN.

Limitation of Liability: In the event it is finally determined that the Seller has breached its warranty, Purchaser's sole and exclusive remedy is to require Seller to replace such goods without charge or refund that portion of the price allocatable to such goods, whichever Seller elects at its option. In no event will Seller be liable to Purchaser or to any third party or any other person for any consequential, incidental, indirect, special or punitive damages arising from any cause whatsoever, whether or not such loss or damage is based on contract, warranty, negligence, indemnity, strict liability or otherwise. Under no circumstances will the aggregate liability of Seller to Purchaser and/or other persons exceed the sales price of the goods in question.

Return of Goods: Purchaser may return goods only upon approval by the Seller, evidenced by valid returned goods authorization (RGA) number issued to Purchaser by Seller. If approved, conforming goods shall be subject to a handling charge equal to 20% of the purchase price. Purchaser shall bear the cost of return freight and risk of loss of the goods. In the event that the returned goods are found by Seller to be non-conforming and a credit, adjustment or replacement is allowed, Seller shall refund Purchaser's cost of return transportation.

Charge on Overdue Accounts: A charge of 1 1/2% per month or the highest rate permitted by law shall be payable on all overdue accounts.

Assignment: This contract may not be assigned by Purchaser without the prior written consent of Seller.

Severability: In the event that any provision of this contract is held invalid by a court of competent jurisdiction, the remaining terms shall remain in full force and effect.

Claims and Limitation on Actions: Claims of non-conformity or defect must be made by certified mail, return receipt requested, within sixty (60) days of Purchaser's receipt of the goods and any such claims not timely made in this manner shall be considered waived by purchaser. Any lawsuit or other action brought by Purchaser to enforce any claim or alleged claim against Seller with respect to goods sold by Seller to purchaser must be commenced within one (1) year after the alleged cause of action against Seller has accrued, notwithstanding a long applicable statute of limitations under law.

Damage and Shortage Claims: All claims for concealed loss or damage should be reported immediately to our Customer Service Department. All claims for damage and shortage via common carrier must be filed by consignee direct with carrier. Claims must be filed within 15 days of receipt of shipment.

Governing Law: These conditions shall be construed in accordance with the laws of the State of Florida, and the respective rights and obligations of the Purchaser and Seller will be governed by the laws of the State of Florida.

Contact Info:



1350 S. Dixie Highway East
Pompano Beach, FL 33060



sales@hswhite.com
www.hswhite.com



1.800.327.8575
1.954.785.6760